

Scaled data based on original data using  
LM-79-08 Approved Method: Electrical and Photometric Measurements of Solid-  
State Lighting Products

Test Report Prepared for  
Cooper Lighting Solutions  
(formerly Eaton)

Brand: McGRAW-EDISON

Report Number: P386806

Luminaire Tested: **GWC-SA2C-730-U-SL3-HSS**

Issue Date: 3/3/2020

**Test Information**

Test Method: LM-79-08  
Report Number: P386806  
TEST IS SCALED FROM IESNA LM-79-08 TEST DATA (G2-1903-205-23)  
Test Lab: INNOVATION CENTER  
Issue Date: 3/3/2020  
Manufacturer: COOPER LIGHTING SOLUTIONS (FORMERLY EATON)  
Product Line: MCGRAW-EDISON  
Catalog Number: GWC-SA2C-730-U-SL3-HSS  
Description: GALLEON WALL LUMINAIRE  
(2) 70 CRI, 3000K, 1050mA LIGHTSQUARES WITH 16 LEDS EACH AND TYPE III  
SPILL LIGHT ELIMINATOR OPTICS WITH HOUSE SIDE SHIELD  
Light Source: -  
Ballast/Driver: ELECTRONIC DRIVER

**Summary**

Lumens per Lamp: N/A  
Luminaire Lumens: 11485 lumens  
Efficiency: N/A  
Efficacy: 101.6 lumens/watt  
Luminous Opening: Rectangular (W 1' x L: 0.5' x H: 0')  
IES Classification: Type III - Medium  
BUG Rating: B1 - U0 - G2

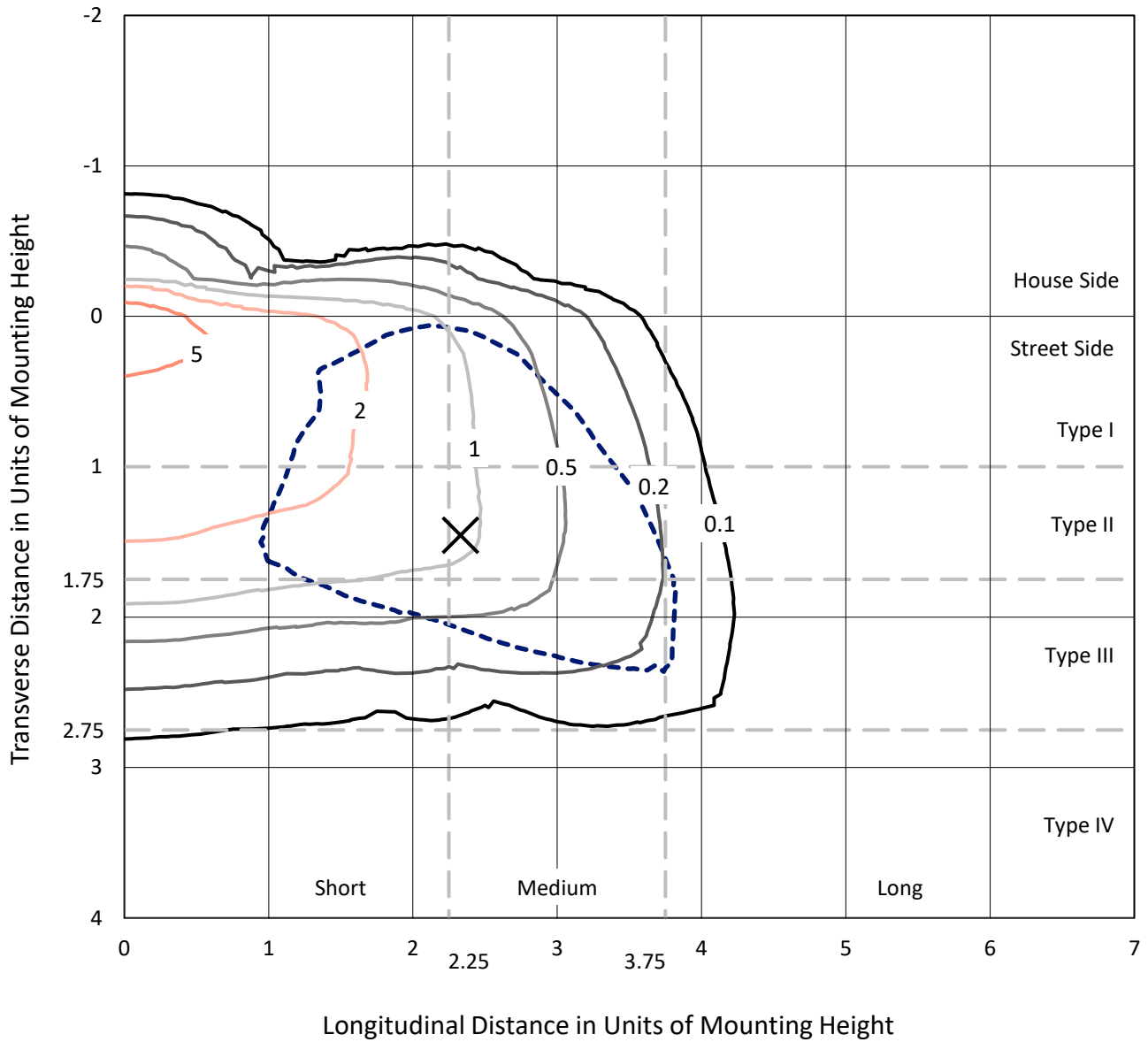
Input Watts (W): 113  
Input Voltage (V): NR  
Input Current (Ain): NR  
Voltage Rise (V): NR  
Power Factor: NR  
Total Harmonic Distortion (THDi): NR  
Frequency (hertz): 60  
Stabilization Time: NR  
Operation Time: NR  
Ambient Temperature (°C): NR  
Test Distance: 24 FT



REPORT NUMBER: P386806  
 CATALOG NUMBER: GWC-SA2C-730-U-SL3-HSS

### Iso-Footcandle Lines of Horizontal Illumination

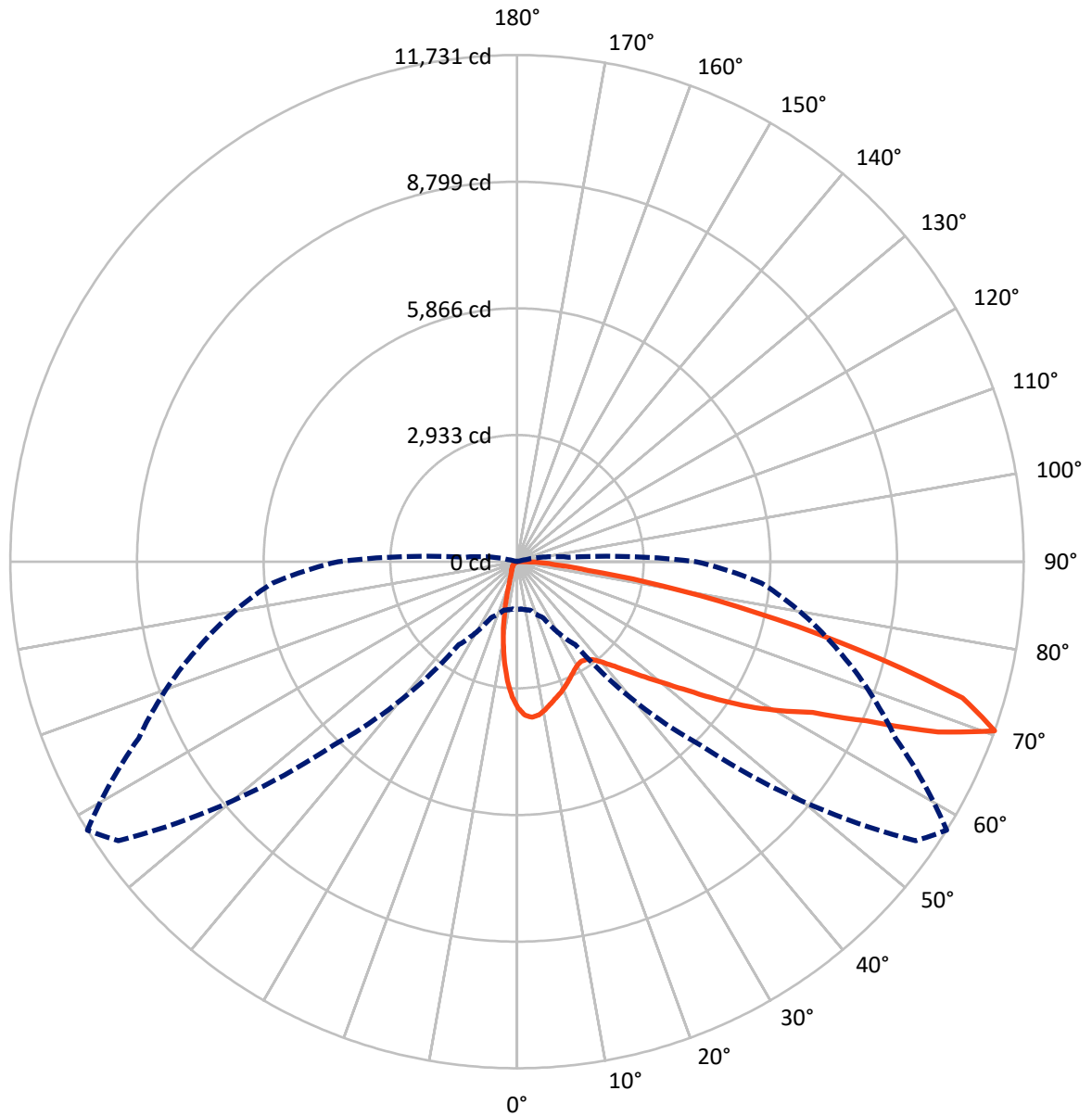
✕ Max cd  
 - - - 1/2 Max cd



Based on 20 foot mounting height. Maximum calculated value = 8.6 fc  
 Type III - Medium - N/A

REPORT NUMBER: P386806  
CATALOG NUMBER: GWC-SA2C-730-U-SL3-HSS

### Luminous Intensity Polar Plot



— Vertical Plane Through 58-Deg Lateral    - - - Horizontal Cone Through 70-Deg Vertical

REPORT NUMBER: P386806

CATALOG NUMBER: GWC-SA2C-730-U-SL3-HSS

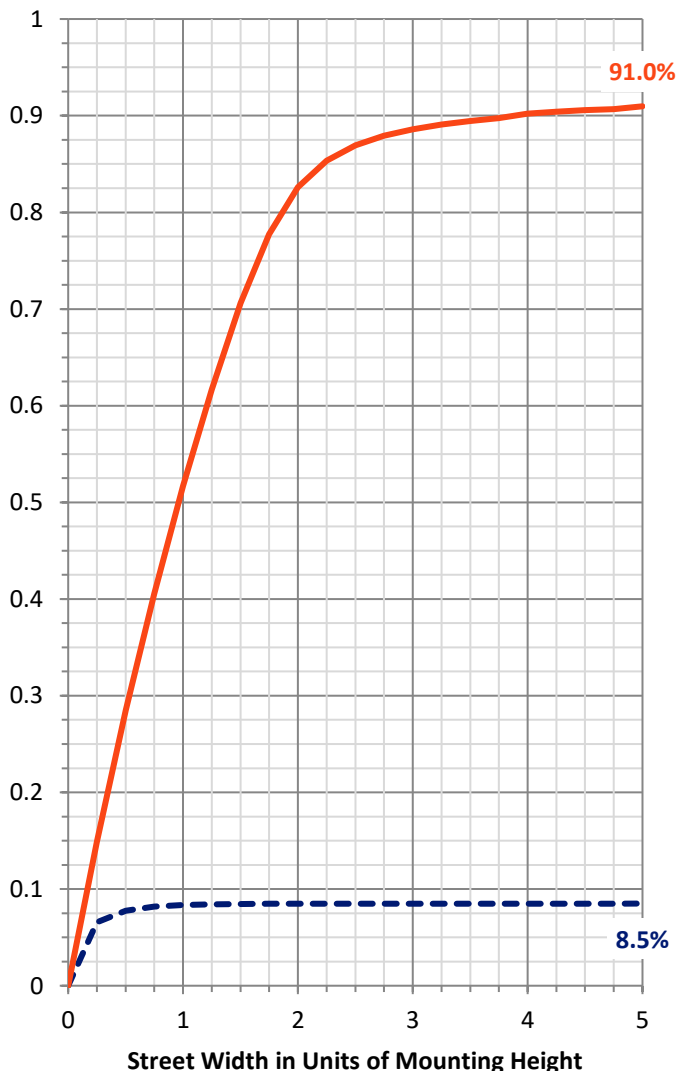
**FLUX DISTRIBUTION:**

		Downward	Upward	Total
<b>House Side</b>	Lumens	982.9	0.0	982.9
	% Fixture	8.6	0.0	8.6
<b>Street Side</b>	Lumens	10502.1	0.0	10502.1
	% Fixture	91.4	0.0	91.4
<b>Total</b>	Lumens	11485.0	0.0	11485.0
	% Fixture	100.0	0.0	100.0

**ZONAL LUMENS:**

Zone	Lumens	% Fixture
0°-10°	277.4	2.4
10°-20°	582.3	5.1
20°-30°	765.5	6.7
30°-40°	1013.8	8.8
40°-50°	1515.3	13.2
50°-60°	2427.4	21.1
60°-70°	3059.8	26.6
70°-80°	1650.4	14.4
80°-90°	193.2	1.7
90°-100°	0.0	0.0
100°-110°	0.0	0.0
110°-120°	0.0	0.0
120°-130°	0.0	0.0
130°-140°	0.0	0.0
140°-150°	0.0	0.0
150°-160°	0.0	0.0
160°-170°	0.0	0.0
170°-180°	0.0	0.0
0°-90°	11485.0	100.0
0°-180°	11485.0	100.0

**Coefficient of Utilization**



REPORT NUMBER: P386806

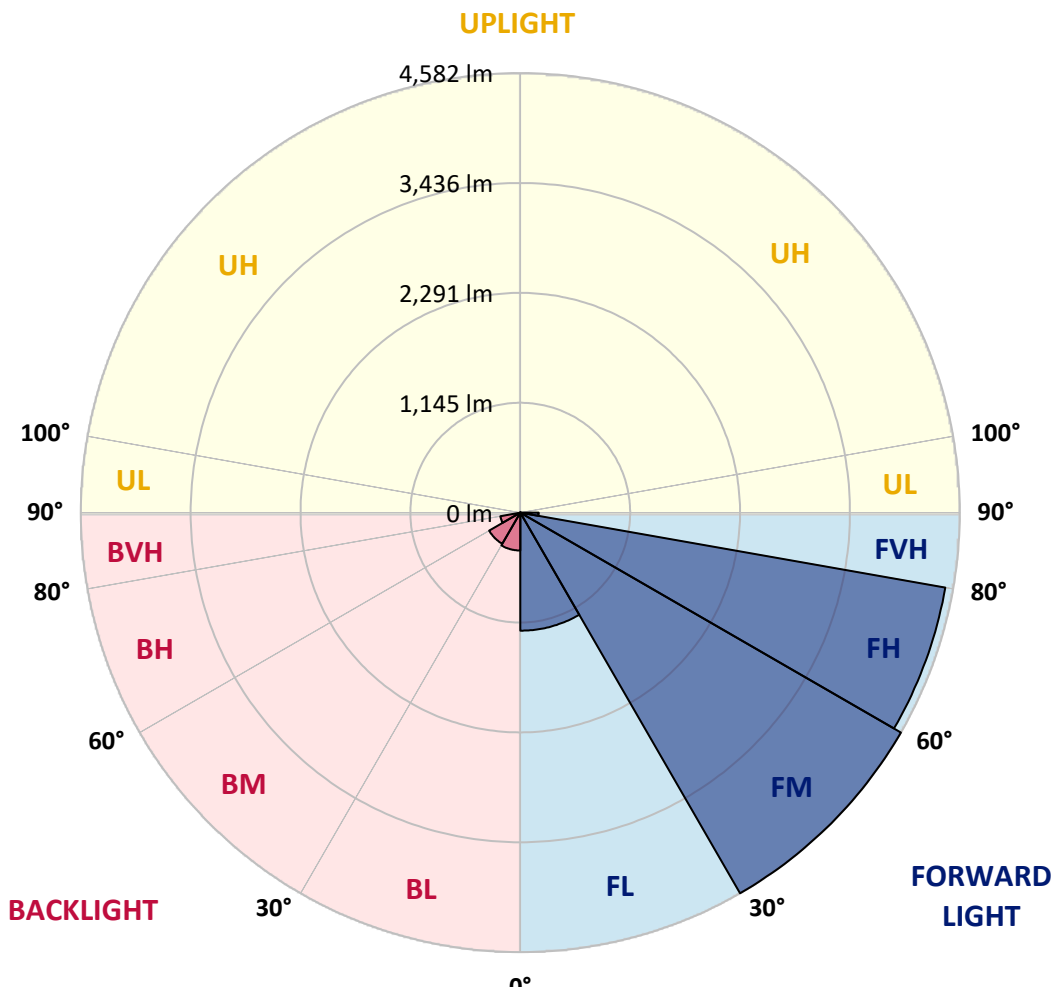
CATALOG NUMBER: GWC-SA2C-730-U-SL3-HSS

**LUMINAIRE CLASSIFICATION SYSTEM LUMEN TABLE AND BUG RATING:**

Zone	Lumens	% Fixture	Zone Rating/Lumen Limit		
			B	U	G
FL (0°-30°)	1230.3	10.7			
FM (30°-60°)	4581.5	39.9			
FH (60°-80°)	4498.8	39.2			G2/5000
FVH (80°-90°)	191.5	1.7			G2/225
BL (0°-30°)	394.9	3.4	B1/500		
BM (30°-60°)	374.9	3.3	B1/1000		
BH (60°-80°)	211.4	1.8	B1/500		G1/500
BVH (80°-90°)	1.7	0.0			G0/10
UL (90°-100°)	0.0	0.0		U0/0	
UH (100°-180°)	0.0	0.0		U0/0	

**BUG Rating: B1-U0-G2**

Type III Medium





REPORT NUMBER: P386806

CATALOG NUMBER: GWC-SA2C-730-U-SL3-HSS

**CANDELA DISTRIBUTION (FULL):**

	0°	5°	15°	25°	35°	45°	55°	58°	65°	75°	85°
0°	3392.6	3392.6	3392.6	3392.6	3392.6	3392.6	3392.6	3392.6	3392.6	3392.6	3392.6
2.5°	3673.9	3664.8	3661.5	3655.8	3633.8	3612.3	3569.8	3557.9	3531.1	3467.6	3400.3
5°	3676.8	3676.3	3686.3	3683.9	3676.3	3666.3	3635.7	3619.9	3574.6	3483.8	3360.6
7.5°	3499.6	3508.7	3531.1	3549.3	3570.3	3597.5	3601.3	3586.0	3548.8	3450.9	3287.6
10°	3261.8	3276.1	3307.6	3343.4	3398.3	3452.8	3501.5	3499.6	3486.7	3390.2	3199.7
12.5°	3023.5	3040.2	3076.5	3129.5	3207.3	3296.1	3383.1	3395.0	3416.5	3335.8	3118.5
15°	2814.8	2829.1	2864.9	2929.9	3026.3	3145.7	3273.2	3295.2	3350.6	3293.3	3050.7
17.5°	2637.6	2646.7	2672.9	2745.0	2856.8	3001.5	3167.2	3210.2	3292.8	3259.9	2991.9
20°	2513.9	2515.3	2532.5	2583.1	2694.9	2856.8	3057.4	3119.0	3231.7	3231.2	2931.3
22.5°	2452.8	2448.0	2451.3	2480.5	2562.6	2718.8	2947.5	3020.6	3176.8	3206.8	2869.7
25°	2441.3	2437.5	2427.9	2431.8	2481.4	2597.9	2836.7	2921.3	3128.5	3192.0	2816.2
27.5°	2477.1	2480.9	2464.7	2447.5	2451.3	2519.6	2738.4	2836.3	3089.4	3192.0	2778.5
30°	2549.2	2551.1	2539.2	2516.8	2486.7	2497.7	2670.1	2768.0	3069.8	3214.0	2754.6
32.5°	2629.0	2639.5	2638.1	2619.9	2576.9	2532.5	2653.8	2743.1	3068.3	3262.7	2752.2
35°	2727.8	2739.8	2759.8	2756.0	2711.1	2638.1	2709.2	2779.4	3096.5	3342.9	2778.0
37.5°	2832.9	2851.1	2894.0	2914.6	2885.4	2802.8	2833.4	2883.5	3172.0	3472.8	2843.4
40°	2934.6	2955.2	3033.5	3114.2	3092.2	3007.2	3021.5	3061.7	3306.2	3659.6	2967.6
42.5°	3034.4	3065.0	3180.1	3312.9	3339.1	3271.3	3279.0	3311.0	3505.3	3916.5	3170.5
45°	3153.8	3188.2	3358.7	3522.5	3592.7	3563.1	3595.6	3616.6	3765.6	4256.1	3444.2
47.5°	3329.1	3368.7	3577.9	3764.6	3887.8	3907.0	3972.4	3986.2	4094.6	4651.5	3800.9
50°	3671.0	3682.0	3871.1	4040.7	4218.3	4332.9	4407.4	4417.9	4492.9	5083.7	4246.5
52.5°	4101.3	4108.5	4215.5	4329.1	4531.1	4765.1	4939.4	4954.2	4970.0	5504.9	4686.3
55°	4528.7	4527.8	4598.5	4665.3	4896.5	5236.5	5614.7	5623.8	5510.6	5904.6	5022.5
57.5°	4795.7	4821.5	4928.9	5014.9	5337.7	5773.7	6298.6	6332.0	6078.4	6200.7	5354.9
60°	4710.7	4723.1	4961.4	5279.5	5887.4	6537.4	6990.6	6999.2	6505.4	6496.3	5775.2
62.5°	4013.4	4020.1	4394.5	5050.2	6165.8	7527.8	7825.4	7685.4	6996.3	6906.5	6278.1
65°	2750.8	2794.2	3107.0	3917.5	5654.4	8149.2	9117.7	8886.0	7744.7	7497.8	6732.7
67.5°	1619.9	1610.8	1765.6	2362.5	4152.9	7736.5	10752.4	10522.2	8765.2	7893.7	6599.5
70°	1106.5	1100.3	1159.5	1430.3	2344.4	6001.5	11266.7	11731.4	9666.4	7627.2	5679.7
72.5°	789.9	793.2	880.6	1111.3	1471.9	3496.7	9688.8	10788.6	9384.1	6649.1	4317.2
75°	536.3	545.4	670.5	911.7	1290.4	1778.9	6875.5	8201.2	7641.5	4832.5	2481.4
77.5°	288.4	298.5	446.0	734.5	1166.7	1235.9	4422.7	5644.3	4800.0	2172.4	719.2
80°	120.3	126.1	208.7	533.9	1008.1	1085.5	2602.2	3422.7	2045.4	428.4	160.5
82.5°	52.1	54.9	86.9	318.5	753.6	916.4	1377.8	1646.6	619.9	94.1	80.7
85°	10.0	10.5	35.8	168.6	480.9	517.2	893.0	875.4	278.4	40.6	58.7
87.5°	0.0	0.0	8.6	53.0	141.4	281.8	544.9	538.2	94.6	19.6	22.0
90°	0.0	0.0	0.0	0.0	0.0	0.0	0.0	0.0	0.0	0.0	0.0



REPORT NUMBER: P386806  
 CATALOG NUMBER: GWC-SA2C-730-U-SL3-HSS

**CANDELA DISTRIBUTION (continued):**

	90°	95°	105°	115°	125°	135°	145°	155°	165°	175°	180°
0°	3392.6	3392.6	3392.6	3392.6	3392.6	3392.6	3392.6	3392.6	3392.6	3392.6	3392.6
2.5°	3365.9	3332.9	3263.7	3178.2	3112.8	3040.6	2983.3	2910.8	2879.2	2880.7	2863.5
5°	3290.4	3222.6	3069.3	2875.9	2726.9	2573.1	2440.8	2309.0	2231.2	2205.9	2182.0
7.5°	3182.5	3075.0	2830.5	2532.5	2280.4	2033.9	1819.5	1630.9	1511.5	1453.2	1431.7
10°	3060.7	2909.8	2555.9	2163.4	1803.3	1469.9	1192.0	950.4	853.9	788.5	771.7
12.5°	2953.7	2749.3	2287.5	1784.7	1357.2	955.1	690.1	539.6	474.2	448.4	444.1
15°	2853.0	2599.4	2029.2	1441.8	939.8	587.9	438.9	387.8	372.5	368.2	368.2
17.5°	2757.9	2456.6	1776.5	1104.1	621.8	412.1	363.4	352.0	347.2	346.7	347.2
20°	2658.6	2313.8	1528.2	809.0	434.1	349.1	335.7	329.5	328.1	328.1	328.1
22.5°	2563.6	2171.0	1286.6	577.9	348.1	318.5	311.8	307.6	306.1	305.6	304.7
25°	2472.3	2035.4	1050.6	408.3	305.6	291.8	286.1	280.3	276.0	273.6	272.2
27.5°	2397.4	1914.6	831.0	327.6	276.0	264.1	256.9	248.3	237.8	233.1	231.1
30°	2337.7	1804.2	640.4	276.5	248.3	236.4	225.4	210.6	195.3	187.2	186.7
32.5°	2290.9	1695.8	486.2	244.5	223.5	208.7	192.9	174.3	156.6	147.6	147.1
35°	2268.0	1600.3	371.5	221.1	201.5	182.9	163.3	142.8	125.6	117.0	116.0
37.5°	2283.2	1519.6	289.9	201.5	182.9	161.4	138.5	117.0	101.7	94.1	93.6
40°	2339.1	1468.0	235.4	184.8	167.1	140.9	116.0	96.0	83.1	76.9	76.4
42.5°	2458.0	1448.9	201.1	171.0	151.9	121.8	96.5	79.3	67.3	63.0	62.1
45°	2656.7	1477.1	177.7	157.6	136.1	103.6	79.8	64.9	54.4	51.1	50.6
47.5°	2921.3	1551.1	160.9	144.7	121.8	87.4	66.4	52.5	44.4	41.1	40.6
50°	3262.2	1668.6	147.1	131.8	108.4	74.0	54.9	41.5	34.4	32.0	32.0
52.5°	3633.3	1808.5	134.7	119.9	95.0	61.6	44.4	32.0	27.2	24.4	24.4
55°	3939.9	1930.8	121.3	110.8	78.8	51.1	33.9	24.4	20.1	18.6	18.6
57.5°	4246.0	2061.2	106.0	95.0	63.0	41.5	25.8	18.1	14.8	13.8	13.8
60°	4642.9	2220.7	91.2	77.4	49.7	31.5	19.1	12.9	11.0	10.5	10.5
62.5°	5079.4	2314.3	77.8	62.1	38.7	23.4	13.8	8.6	8.1	8.1	7.6
65°	5346.3	2182.0	65.4	49.7	30.1	17.7	9.1	6.2	7.2	6.7	5.7
67.5°	5005.8	1708.2	53.5	38.7	23.4	13.4	5.7	4.3	7.6	6.2	4.8
70°	4144.8	1195.8	41.5	27.2	18.6	11.5	3.8	2.9	8.1	6.2	3.8
72.5°	3101.8	800.4	33.0	18.1	13.8	10.0	3.3	1.4	7.2	5.3	3.3
75°	1694.9	322.4	26.3	11.5	8.6	7.2	2.4	1.0	4.8	3.8	2.4
77.5°	446.0	85.0	19.1	7.6	4.8	2.9	1.4	0.5	2.4	1.9	1.0
80°	113.7	33.0	12.4	5.3	3.3	1.4	0.0	0.0	0.5	0.0	0.0
82.5°	60.7	13.8	7.6	3.8	1.9	0.0	0.0	0.0	0.0	0.0	0.0
85°	45.8	9.1	4.3	2.4	0.5	0.0	0.0	0.0	0.0	0.0	0.0
87.5°	17.7	2.9	1.4	0.0	0.0	0.0	0.0	0.0	0.0	0.0	0.0
90°	0.0	0.0	0.0	0.0	0.0	0.0	0.0	0.0	0.0	0.0	0.0



Signify Classified - Internal  
Cooper Lighting Solutions Photometric Lab  
1121 Highway 74 South  
Peachtree City, GA 30269

Scaled Data Report



Report Generated By 670245982

Signify Classified - Internal  
Cooper Lighting Solutions Photometric Lab  
1121 Highway 74 South  
Peachtree City, GA 30269

Scaled Data Report



Signify Classified - Internal  
Cooper Lighting Solutions Photometric Lab  
1121 Highway 74 South  
Peachtree City, GA 30269

Scaled Data Report



Signify Classified - Internal  
Cooper Lighting Solutions Photometric Lab  
1121 Highway 74 South  
Peachtree City, GA 30269

Scaled Data Report





--- HS — SS

Signify Classified - Internal  
Cooper Lighting Solutions Photometric Lab  
1121 Highway 74 South  
Peachtree City, GA 30269

Scaled Data Report



u

Signify Classified - Internal  
Cooper Lighting Solutions Photometric Lab  
1121 Highway 74 South  
Peachtree City, GA 30269

Scaled Data Report



Signify Classified - Internal  
Cooper Lighting Solutions Photometric Lab  
1121 Highway 74 South  
Peachtree City, GA 30269

Scaled Data Report



(END OF REPORT)